

THE GREAT WHANGANUI

PLAY TRAIL

Kia ora! This your guide to playing in our city centre. Except you don't really need a guide to tell you how to play, do you?

Follow the map, take your time, skip some spots, find new ones, make up new games along the way... There is only one rule of the Great Whanganui Play Trail, and it's a very serious and important rule: you absolutely, definitely must have fun.

Play trail activities:

1. Mirror, mirror on the ball... Do a silly dance with your reflection.
2. Pākaitore is our tūrangawaewae – a place for us to stand together and stand tall. Can you work together to make yourself even taller? How about a piggyback ride, or a human pyramid? Please be considerate of others, and use Pākaitore in a safe and appropriate way.
3. Check out the mural across the road. Is that a... whale on a train? What else is going on in that picture? Make up a ridiculous story about it.
4. Have you ever seen musical instruments like these? Figure out how to play them and have a jam.
5. The gardens here are for eating and sharing! Taste test the herbs to find your favourite.
6. First to get their marble from mountains to sea wins! (You can get marbles for 20c from Brown and Co.)
7. Do you see Edith Collier painting up a storm? Make your own masterpiece on the chalkboard.
8. Check out these old pictures of Whanganui... If you were a time traveller, which one would you travel into? Why?
9. Ride the magic carpet while you sneak through the secret shortcut between buildings.
10. Pick up the phone and try calling a number. See who answers.
11. You are now entering the Silly Walk Zone. No normal walking allowed until you see the carillon (it's a musical instrument with a LOT of bells).
12. Count all the fingers! Just kidding. You'd be here all day. Find a handprint the same size as yours.
13. Our Regional Museum has an exhibition on called Teeth, Talons and Taxidermy. Go in and decide which type of bear has the yuckiest poo.
14. It's showtime! Hop up on the stage and give a show, sing a waiata or play charades.
15. You've found the largest pool table in all New Zealand! If the food trucks are open, you can borrow some equipment from the shed.
16. There's a great view of the city from up here! Play a game of I-Spy.
17. TBA

Art Animals Bingo

Keep an eye out for these animals along the way. When you spot one, cross it off the list.

Hint: Look in murals, sculptures, photographs...



Kuri - Dog



Ngero - Cat



Whio - Blue Duck



Ika - Fish



Kereru - Wood Pigeon



Tohora - Whale



Hoiho - Yellow-eyed penguin



Arewhana - Elephant



Raiona - Lion



Karearea - Falcon

Can you spot any other animals?



THE GREAT WHANGANUI

PLAY TRAIL

GUYTON ST

CAMERON TCE

SAINT HILL ST

VICTORIA AVE

WATT ST

WATT ST

DREWS AVE

BELL ST







PARK PL

BATES ST

RIDGWAY ST

50m

Legend

-  Short Route
-  Long Route
-  Stairs
-  i-SITE
-  Toilets
-  Off-street Parking

TAUPŌ QUAY

VICTORIA AVE

DREWS AVE

RUTLAND ST

MARKET PL

SOMME PDE

TAUPŌ QUAY

MOUTOA QUAY

Mountains to Sea
← Cycle Way →

How did it go?

We'd love to hear about it!
You can scan the QR code here
or visit bit.ly/32bU5BZ to tell us
more (we promise it'll be fun!)



ANZAC PDE